



TOG EQUIPMENT LEASING, LLC

ASK ABOUT OUR

**TRADE IN PROGRAM**



SCS-2235

TOG Compactor Rental

## Self-Contained-Portable Leak Resistant

### TOG Industrial Features

- 2 Cu. Yd. Hopper Capacity, Heavy Duty, Industrial Compactor
- 15, 20, 30, and 34 Cubic Yard Capacity
- Ideal for Wet Waste-Leak Resistant Sump
- Installs On the Dock or Ground-Level
- Multi-Cycle with One Push of the Start Button, Cycle 1 to 10 Times.
- Meets or Exceeds Current ANSI Z245.2 Safety Standards

### TOG Rental Program Benefits

- Compactor Rental Plan
- Choice of Maintenance Plans
- 100% Tax Deductible
- Biodegradable Oil Options
- 99% Run-Time Reliability
- Paper and Plastics Recycling
- Access to TOG Advisory Service
- Access to On-Going Service Mgmt.
- Optional Door-Seal Protection Plan

**Waste Reduction Solutions**

# Specifications

## Compactor Specifications

Model	SC	SCS
Mfr's Rating (cu. yds.)	1.5	2
WASTEC Type Rating (cubic yards)	1.03	1.57
Clear Top Opening (in.)		
Length	31	40
Width	58	56.5
Chamber Length (in.)	32	42
Ram Stroke (inches)	42	46.5
Ram Penetration (in.)	10	5.5
Force Rating (Ram PSI at Stated Forces/Lbs.)	29.5/44,200	27.6/49,200
Hydraulic System Pressure	2,250	2,250
Ram Face (inches)		
Width	60	59.5
Height	25	30
Cycle Time (seconds)	38	36
Volume Displacement (cubic yards/hour)	99	158
Motor H.P.	10	10
Pump Volume G.P.M.	10	10
Oil Reservoir (gallons)	25	25

## Material Specifications

Model	SC	SCS
Compactor Frame		
Floor Plate	3/8" 1045/AR 235	3/8" 1045/AR 235
Floor Plate Supports	TS 2" x 2" x 3/16" Bar 2" x 1/2"	TS 2" x 2" x 3/16" Bar 2" x 1/2"
Side Plates	1/4"	1/4"
Side Supports	6" x 2-1/2" 10 GA Formed Channel	6" x 2-1/2" 10 GA Formed Channel
Breaker Bar	L 6" x 6" x 1/2" & TS 2" x 6" x 1/4" w/Retainer Teeth	L 6" x 6" x 1/2" & TS 2" x 6" x 1/4" w/Retainer Teeth
Ram Hold Down Bars	1" x 1-1/2" Bar	1" x 1-1/2" Bar
Ram		
Face Plate	1/2"	1/2"
Floor Plate	1/2"	1/2"
Side Plates	1/4"	1/4"
Top Plate	1/4"	1/4"
Top Plate Supports	C 4" x 5.4#	C 4" x 5.4#
Container		
Floor & Side Plate	7 GA	7 GA
Floor Supports (on 20" Centers)	C 3" x 4.1#	C 3" x 4.1#
Roof Plate	10 GA	10 GA
Main Rails	TS 2" x 6" x 1/4"	TS 2" x 6" x 1/4"
Bull Nose	1-1/4" Solid Steel Burn-out	1-1/4" Solid Steel Burn-out
Wheels (4 total)	5" W x 6-5/8" D	5" W x 6-5/8" D

## Standard Controls & Features

Cylinder(s): SC - (1) 5" Bore x 2-1/2" Rod x 42" Stroke  
SCS - (2) 4" Bore x 2-1/2" Rod x 34" Stroke

Automatic Multicycle System  
Multi Minute Cycle Timer

Panel Mounted: Key Locked Start Button  
Emergency Stop Button  
Reverse Button

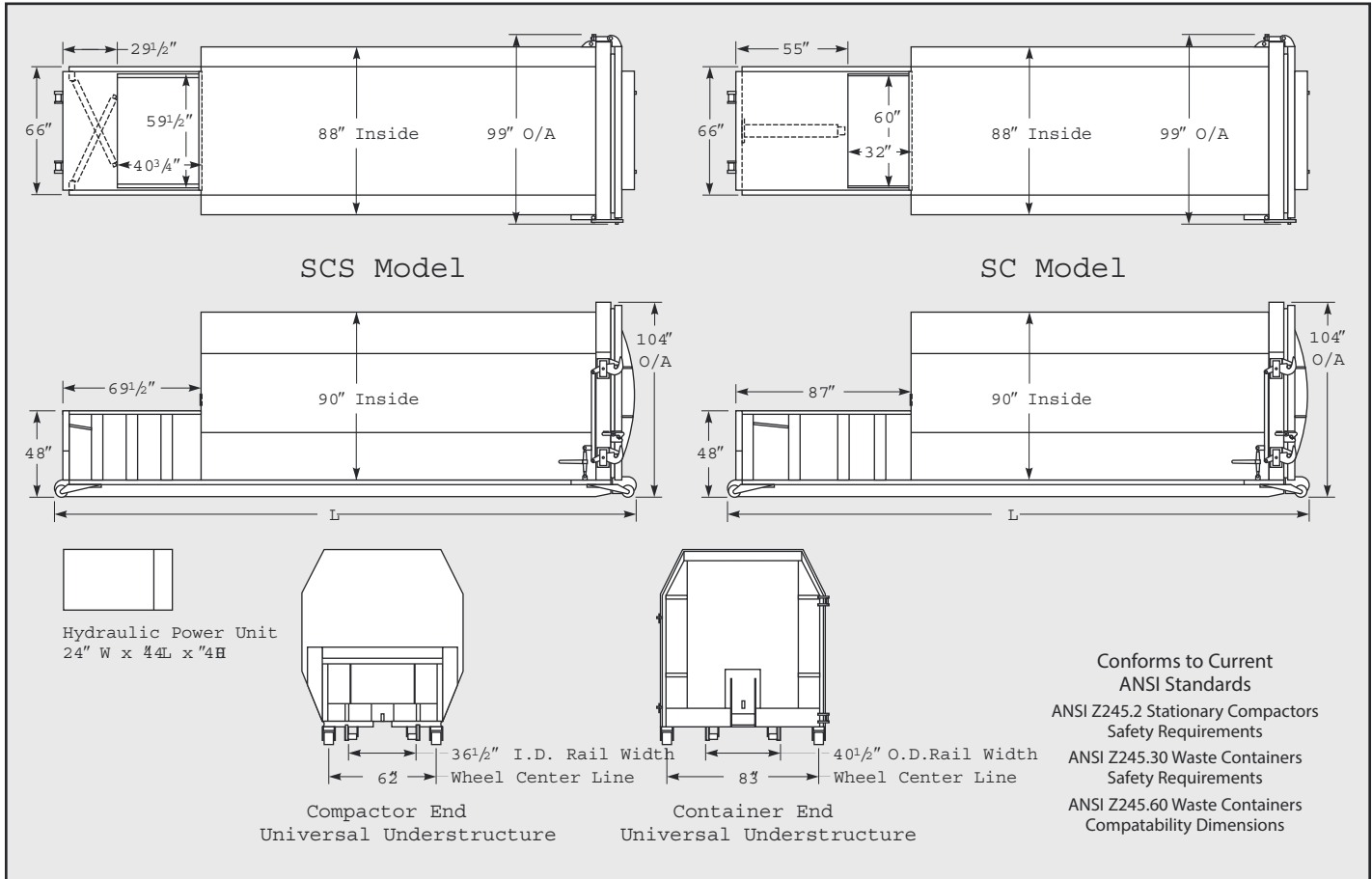
Tri-volt Selection (208, 230 or 460, 3 Phase)  
Pressure Switch Soft-shift System  
Monitor Gauge (Advance Full/Full Load Warning Pressure Gauge)  
Oil Suitable for Wide Temperature Range (-40° F Pour Point)  
10' Hydraulic Hoses with Quick Disconnects  
Provisions for Quick Disconnects Mounted on Left and Right Hand Sides  
Oil Spill Pan Mounted Under Both Quick Disconnect Locations  
Oil Level Gauge with Thermometer  
10' Power Supply Cable  
Removable Compactor Access Panel  
Nylatron Ram Guide System  
Octagon Container  
Rear Container Door: Full Seal  
Ratchet Locking System  
Heavy Duty Adjustable Hinge System  
Four Wheels with Grease Fittings  
Universal or Deadlift Understructure with Double End Pick-up  
Container Inspection Port

## Optional Features

Remote Control Station with 10' Cable  
Keyed Jog Controls  
Advance Full Load Indicator  
Low/Hot Oil Indicator Light with Shut-off  
Thermo Oil Heater  
TEFC Motor  
Deodorizer or Disinfectant Spray System  
Power Unit Cover with Lockable Door  
Walk-on and Heavy Duty Decks  
Safety Hand and Toe Rails  
Rear or Side Load Hoppers  
Rear or Side Load Security Chutes  
Dog House Hoppers with Interlocked Door(s)  
Container Centering Guide  
Rectangular or Special Container Style  
Double End Pick-up for Dempster and Hooklift Understructures  
Special Understructures  
Special Shortened or Cut-down Container  
Wear Strips on Main Rails  
Heavy 6" x 2" x 3/8" Main Rails  
Low Profile Compactor

Contact Your Local Representative for Additional Options

# Specifications



Model	SC 1619	SC 1822	SC 2026	SC 2231	SC 2435	SCS 1623	SCS 1827	SCS 2031	SCS 2235	SCS 2439
Capacity - Cubic Yards**	19	23	27	31	35	23	27	31	35	39
Compactor & Container - O/A Length (L)*										
Universal Understructure	18' 4-1/2"	20' 4-1/2"	22' 4-1/2"	24' 4-1/2"	26' 4-1/2"	18' 4-1/2"	20' 4-1/2"	22' 4-1/2"	24' 4-1/2"	26' 4-1/2"
Deadlift Understructure	18' 7"	20' 7"	22' 7"	24' 7"	26' 7"	18' 7"	20' 7"	22' 7"	24' 7"	26' 7"
Hooklift Understructure	19' 3"	21' 3"	23' 3"	25' 3"	27' 3"	19' 3"	21' 3"	23' 3"	25' 3"	27' 3"
Hooklift Understructure w/Fold-down, Compactor End Hook	19' 5"	21' 5"	23' 5"	25' 5"	27' 5"	19' 5"	21' 5"	23' 5"	25' 5"	27' 5"
Compactor & Container - Weight (Lbs.)	9,650	9,960	10,630	11,300	11,970	9,140	9,810	10,480	11,150	11,820
Remote Power Unit with Oil - Weight (Lbs.)	550	550	550	550	550	550	550	550	550	550

\* Check that the overall length of the unit does not exceed the maximum length that the hoist can haul. Special understructures may change the overall length of the machine, check with the factory for confirmation.

\*\* A frame pull understructure is available. It will reduce the length of the unit by 10" and the capacity by approximately 1.3 cubic yards.

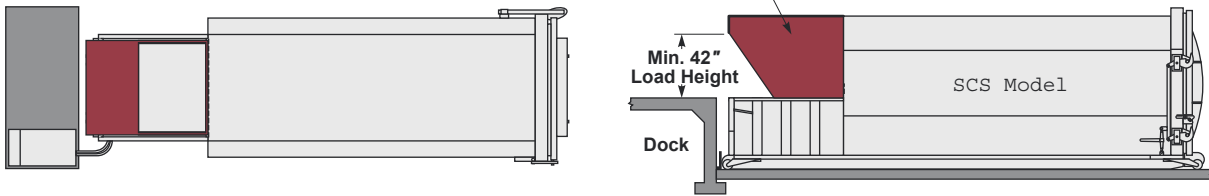
**!CAUTION!** This equipment should be operated by properly trained personnel. Improper use, misuse or lack of maintenance could cause injury to people and/or property. Photos used in this brochure are illustrative only. Due to its commitment to quality TOG specifications are subject to change without notice to accommodate improvements to its equipment. Information contained within this literature is intended to be the most accurate available at the time of printing.



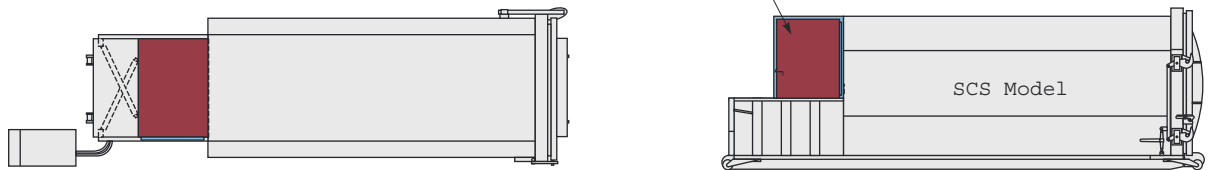
The remote power unit can be placed in any convenient location for protection from weather, accidents, and vandalism. All electrical components are UL listed.

# Typical Installations

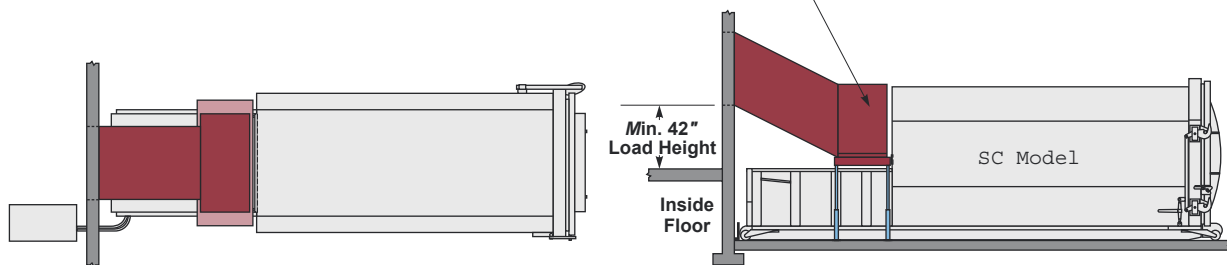
Rear Load Hopper w/42" Load Lip Extended to the Rear of the Compactor



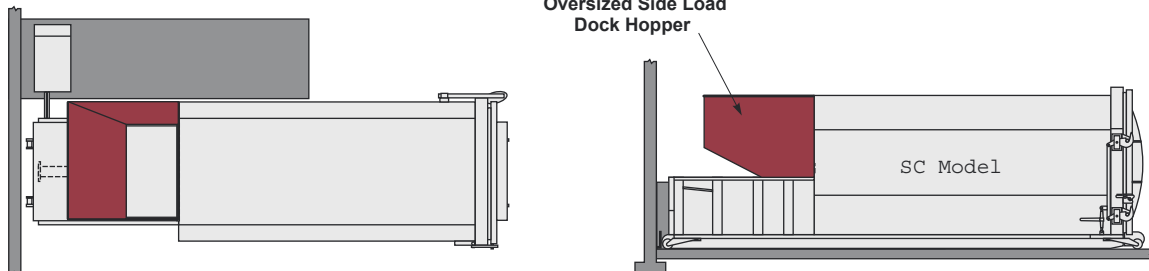
Side Load Dog House Hopper with Safety Interlock Door



Rear Load Bridge Chute with Safety Interlock Door



Oversized Side Load Dock Hopper



Distributed By:



TOG Equipment Leasing, LLC  
17 Bank Street (Overnight)  
P.O. Box 1240  
Attleboro, MA 02703-0240

Phone: 888-680-8644  
Fax: 508-222-0757  
Web: [www.compactorleasing.com](http://www.compactorleasing.com)  
Email: [sales@theokeefegroupinc.com](mailto:sales@theokeefegroupinc.com)